

























Men class I 17 years and older

#	Name	Compulsory			Voluntary			Prelims	Finals		
	Club / organization	Exec. HD	ToF Diff	Penalty Total	Exec. HD	ToF Diff	Penalty Total	# Score	Exec. HD	ToF Diff	Penalty Total
1	Matthias Pfeleiderer MTV Stuttgart	17.900 9.600	18.265 5.9	51.665	15.700 8.900	16.885 16.2	57.685	109.350	14.300 9.000	16.805 17.1	57.205
2	Rhys Northover City of Liverpool Gymnastics Club	18.100 9.600	17.090 5.6	50.390	14.700 9.500	16.125 16.2	56.525	106.915	14.600 9.500	16.430 16.2	56.730
3	Matthias Schuldt German Gymnastic Federation	18.100 9.500	17.565 5.2	50.365	15.900 9.800	16.690 15.4	57.790	108.155	14.500 9.500	16.420 15.6	56.020
4	Roeland Teillers Triffis Alkmaar	18.300 9.700	17.130 5.2	50.330	14.900 9.200	15.505 14.0	53.605	103.935	14.800 9.100	15.745 15.6	55.245
5	Alex Bradshaw City of Liverpool Gymnastics Club	17.700 9.500	17.020 5.4	49.620	14.800 9.300	16.155 16.0	56.255	105.875	13.000 9.000	15.355 15.2	52.555
6	Simon Debacker Lenig en Vlug	18.000 9.000	17.355 6.0	50.355	15.300 9.000	16.360 15.6	56.260	106.615	11.900 8.600	16.030 15.6	52.130
7	Fabian Vogel MTV Bad Kreuznach	18.500 9.500	17.605 5.6	51.205	14.700 9.000	15.655 16.2	55.555	106.760	7.200 4.600	8.355 9.1	29.255
8	Roman Barkov Kazakhstan	17.900 9.300	16.660 6.4	50.260	15.100 8.800	15.540 14.4	-0.2 53.640	103.900	1.400 0.900	1.770 2.0	-0.2 5.870
9	Julian Chartier Fédération Française de Gymnastique	17.700 8.800	16.945 6.2	49.645	15.400 9.200	16.150 13.1	53.850	103.495			
10	Jose Domingues Sporting Clube Portugal	16.500 8.900	16.555 5.6	47.555	15.000 9.300	15.940 15.6	55.840	103.395			
11	Max Budde German Gymnastic Federation	18.400 9.400	16.195 4.0	47.995	15.400 9.500	15.665 14.2	54.765	102.760			
12	Manuel Rösler German Gymnastic Federation	18.400 9.300	16.635 4.0	48.335	15.900 9.100	15.295 13.3	53.595	101.930			
13	Luuk Swinkels FlikFlak	16.900 9.100	16.220 5.7	47.920	14.500 9.300	14.950 14.4	53.150	101.070			
14	Luc Waldner Swiss gymnastic federation	17.100 9.400	16.945 4.0	47.445	13.800 9.100	16.120 14.2	53.220	100.665			
15	Loan Bruhin Swiss gymnastic federation	17.100 8.500	15.675 3.8	45.075	15.500 9.000	15.240 14.6	54.340	99.415			
16	Lewis Clay City of Liverpool Gymnastics Club	17.900 9.600	16.620 3.5	47.620	14.800 9.000	15.585 11.9	51.285	98.905			
17	Dominic Brandt SC Cottbus Turnen e.V.	17.900 9.400	16.315 3.3	46.915	15.400 9.100	15.270 11.8	51.570	98.485			
18	Jordy Mol Triffis Alkmaar	17.300 9.500	16.305 4.6	47.705	14.100 9.300	15.110 12.0	50.510	98.215			
19	Bram Marskamp TSH	15.300 9.800	16.330 4.8	46.230	11.400 9.100	15.575 13.7	49.775	96.005			
20	Dimitrios Nolis Palmas A.C.	16.900 9.400	15.320 4.8	46.420	14.500 9.000	14.540 10.5	48.540	94.960			
21	Mads Ottenbros Triffis Alkmaar	15.800 9.000	16.100 2.7	43.600	14.200 9.800	15.990 11.0	50.990	94.590			
22	Michael Abrahams G.v. Turnoss	13.000 7.500	13.900 5.0	39.400	14.800 9.000	16.240 15.1	55.140	94.540			
23	David Pilpach Sokol Kampa Praha	16.100 9.200	14.960 5.0	45.260	14.800 8.600	14.630 11.0	49.030	94.290			
24	Alexei Tito FlikFlak	14.600 9.600	16.000 3.9	44.100	11.800 8.800	15.175 10.7	46.475	90.575			
25	Joney Houben Gym 90 Beringen	15.500 9.400	14.620 3.1	42.620	14.600 9.300	15.245 8.7	47.845	90.465			
26	Tim-oliver Gesswein MTV Stuttgart	13.400 6.800	12.245 1.7	33.945	14.800 9.500	15.770 16.0	56.070	90.015			
27	Diogo Santos Sporting Clube Portugal	17.800 9.500	17.605 3.3	48.205	13.600 7.400	13.335 7.1	41.435	89.640			
28	Yannik Ernst Turnteam Hessen	14.400 9.600	15.765 3.6	43.365	11.200 9.200	14.950 9.9	45.250	88.615			

29	 Finn Munsters Springbokken	15.800 9.500	15.545 3.2	44.045	11.500 9.500	14.035 9.2	44.235	88.280	
30	 Kyrylo Sonn MTV Bad Kreuznach	16.900 9.100	17.780 5.8	49.580	9.900 5.800	10.265 10.7	36.665	86.245	
31	 George Hamby City of Liverpool Gymnastics Club	17.000 9.200	16.480 4.3	46.980	8.700 5.000	9.245 8.4	31.345	78.325	
32	 Daan Bergsma TSH	17.500 9.400	16.555 4.0	47.455	8.300 5.900	9.600 6.8	30.600	78.055	
33	 Diogo Fernandes Associação Académica de Coimbra	16.100 9.500	15.540 2.3	43.440	11.900 6.700	11.035 4.6	34.235	77.675	
34	 Emile Hoerner CEA France	8.800 4.700	7.605 1.5	22.605	16.300 9.200	14.925 10.2	50.625	73.230	
35	 Joris Geens Lenig en Vlug	17.000 9.100	17.135 5.4	48.635	4.800 2.500	5.110 5.5	17.910	66.545	
36	 Corbin Johnson Anti-Gravity AcroSports	13.400 9.000	13.995 3.1	39.495	5.200 3.400	5.610 4.2	18.410	57.905	
37	 Martinus Reus Triffis Alkmaar	14.100 9.000	14.750 4.2	42.050	4.000 2.800	4.470 4.2	15.470	57.520	
38	 Teppo Kiviniemi Espoon Teline- ja Urheiluseura	13.400 9.200	14.840 4.1	41.540	4.100 2.700	4.320 3.4	14.520	56.060	
39	 Marat Urmanov Kazakhstan	16.300 9.100	15.330 5.3	46.030	1.400 0.800	1.630 1.7	5.530	51.560	
40	 Zan Zorn Sportno društvo Partizan Rence	5.800 3.500	6.170	15.470	6.800 4.700	7.825 4.5	23.825	39.295	
41	 Lars Fritzsche NTB	6.000 3.000	5.640	14.640	5.200 2.800	5.315 5.5	18.815	33.455	
42	 Jarne Windels Gym 90 Beringen	3.100 1.700	3.200 1.4	9.400	1.400 1.000	1.665 1.3	5.365	14.765	

Women class I 17 years and older




#	Name	Compulsory			Voluntary			Prelims	Finals		
	Club / organization	Exec. HD	ToF Diff	Penalty Total	Exec. HD	ToF Diff	Penalty Total	# Score	Exec. HD	ToF Diff	Penalty Total
1	 Silva Mueller MTV Bad Kreuznach	18.000 9.600	15.610 4.8	48.010	14.700 9.100	14.395 13.5	51.695	99.705	14.300 9.400	14.230 13.5	51.430
2	 Isabel Baumann German Gymnastic Federation	16.400 9.400	15.975 3.5	45.275	15.200 9.100	14.430 11.2	49.930	95.205	15.500 9.200	14.785 11.2	50.685
3	 Bo Bet Triffis Alkmaar	17.200 9.300	15.400 4.3	46.200	14.900 9.300	14.490 10.8	49.490	95.690	14.800 9.400	14.565 11.7	50.465
4	 Niamh Slattery Triffis Alkmaar	17.700 9.000	15.795 3.8	46.295	14.500 8.900	14.555 11.2	49.155	95.450	14.900 9.000	14.535 11.4	49.835
5	 Romee Pol G.v. Sparta Ermelo	18.000 9.600	16.005 4.1	47.705	13.200 9.200	14.895 11.2	48.495	96.200	13.300 9.000	15.115 12.0	49.415
6	 Christine Schuldt German Gymnastic Federation	16.900 9.300	15.470 3.8	45.470	14.700 9.200	14.390 11.8	50.090	95.560	15.100 9.200	14.480 9.6	48.380
7	 Floor Meijering KDO Apeldoorn	16.900 9.600	15.355 3.9	45.755	13.900 9.200	14.395 12.1	49.595	95.350	9.500 6.300	10.330 6.5	32.630
8	 Leonie Adam MTV Stuttgart	18.200 9.200	15.920 4.4	47.720	15.100 9.600	15.545 13.7	53.945	101.665	2.800 1.800	3.285 3.1	10.985
9	 Carlijn Blekkink FlikFlak	16.900 9.600	14.375 4.0	44.875	14.700 9.600	14.180 10.8	49.280	94.155			
10	 Isabella Murgo S.G. Milano 2000	16.300 9.700	15.155 3.9	45.055	14.000 9.300	13.920 10.9	48.120	93.175			
11	 Rebecca Maggs Leeds rebound gymnastics	17.400 9.200	14.915 3.3	44.815	15.000 9.000	14.275 9.1	47.375	92.190			
12	 Lara Schut Triffis Alkmaar	17.300 9.500	14.815 2.9	44.515	15.200 9.400	14.175 8.7	47.475	91.990			
13	 Bente Geleijn Triffis Alkmaar	16.000 9.100	14.860 3.9	43.860	15.400 9.300	14.505 8.9	48.105	91.965			
14	 Oona Eskola Espoon Telineäituri	15.800 9.700	15.040 2.9	43.240	15.500 9.400	14.720 8.7	48.320	91.560			
15	 Selina Staiber MTV Stuttgart	17.300 9.800	14.720 3.0	44.820	14.400 9.100	13.835 9.2	46.535	91.355			
16	 Kiara Wilson-Smith City of Liverpool Gymnastics Club	14.900 9.500	14.555 3.8	42.755	14.100 9.600	14.130 10.0	47.830	90.585			
17	 Lisa Teoldi Swiss gymnastic federation	15.900 9.400	15.030 3.8	44.130	13.100 8.600	14.155 10.6	46.455	90.585			
18	 Dani Mooibroek G.v. Sparta Ermelo	15.500 9.500	14.120 4.6	43.720	15.000 8.900	14.300 8.5	46.700	90.420			
19	 Leonor Lopes Associação Académica de Coimbra	16.700 9.400	14.010 2.4	42.510	13.400 9.300	13.430 9.2	45.330	87.840			
20	 Annika Suess Munich-Airriders e.V.	15.500 9.300	14.140 2.5	41.440	14.400 9.500	14.165 7.6	45.665	87.105			
21	 Maura De Vos Triffis Alkmaar	15.900 9.600	14.595 3.2	43.295	12.800 8.800	13.370 8.0	42.970	86.265			
22	 Bethan Davies-Williams City of Liverpool Gymnastics Club	16.100 9.400	14.320 3.6	43.420	14.200 8.500	13.035 7.1	42.835	86.255			
23	 Klara Milerova Sokol Kampa Praha	14.400 9.600	13.760 3.5	41.260	13.200 9.500	13.590 7.5	43.790	85.050			
24	 Eline Beijleveld KDO Apeldoorn	14.700 9.400	13.625 2.3	40.025	12.300 9.300	13.705 8.7	44.005	84.030			
25	 Camila Alves Associação Académica de Coimbra	13.000 8.800	12.900 2.1	36.800	13.400 9.800	13.310 8.1	44.610	81.410			
26	 Charmaine Buchholz German Gymnastic Federation	16.900 9.500	15.200 3.9	45.500	11.300 6.600	10.250 7.6	35.750	81.250			
27	 Maria Joao Esteveao Sporting Clube Portugal	16.400 9.000	14.285 3.1	42.785	10.100 6.100	9.610 7.0	32.810	75.595			
28	 Merel Wirtgen Lenig en Vlug	8.600 5.300	9.140 2.8	25.840	14.100 8.600	14.850 9.4	46.950	72.790			

29	 Romana Schuring TVIJ	17.000 9.300	15.235 4.7	46.235	6.800 4.200	7.180 7.3	25.480	71.715	
30	 Yekaterina Lukina Kazakhstan	16.300 9.400	14.360 3.0	43.060	5.900 3.600	5.705 4.5	19.705	62.765	
31	 Marine Prieur Fédération Française de Gymnastique	15.800 8.900	15.210 4.4	44.310	4.400 2.700	4.625 3.8	15.525	59.835	
32	 Alicia Triebisch CEA France	15.200 9.000	15.255 4.2	-2.2 41.455	4.000 2.500	4.675 3.6	14.775	56.230	
33	 Delfina Podesta Tramp City	15.900 9.200	14.365 4.2	43.665	3.200 1.800	3.115 1.9	10.015	53.680	
34	 Salla Tamper Espoon Telinetaiturit	15.400 8.800	15.180 4.0	43.380	3.000 1.800	3.090 2.1	9.990	53.370	
35	 Nelia Steib Frankfurt Flyers	1.400 0.800	1.475	3.675	12.800 9.200	13.110 6.3	41.410	45.085	
36	 Beatriz Vieira Pinto Associação Académica de Coimbra	8.200 4.600	7.150 0.6	20.550	1.400 1.000	1.460 1.3	5.160	25.710	
37	 Sarka Korbelova Sokol Kampa Praha	1.400 1.000	1.450 1.3	5.150	5.600 3.700	5.535 4.3	19.135	24.285	
38	 Harriet Hebden City of Liverpool Gymnastics Club	1.400 1.000	1.480 1.3	5.180	1.300 1.000	1.470 1.5	5.270	10.450	

Boys class I 11-12 years












#Name	Compulsory			Voluntary			Prelims	Finals		
Club / organization	Exec. HD	ToF Diff	Penalty Total	Exec. HD	ToF Diff	Penalty Total	# Score	Exec. HD	ToF Diff	Penalty Total
1 Max Middleton City of Liverpool Gymnastics Club	18.900 9.600	14.825	43.325	17.500 9.700	14.265 9.6	51.065	94.390	16.900 8.700	14.085 9.6	49.285
2 James Armstrong City of Liverpool Gymnastics Club	17.200 9.400	13.830	40.430	15.000 9.400	13.020 9.1	46.520	86.950	15.300 9.400	13.450 9.1	47.250
3 Dawid Popiel Polish Gymnastic Association	14.600 9.400	13.500	37.500	14.300 9.400	13.515 7.2	44.415	81.915	14.900 9.300	13.560 7.8	45.560
4 Lukas Kubik Sokol Kampa Praha	14.900 9.100	14.600	38.600	11.500 8.900	13.530 9.9	43.830	82.430	11.800 9.300	14.180 9.9	45.180
5 Sam Geysen Gym 90 Beringen	15.500 9.300	12.980	37.780	13.700 9.400	13.200 8.2	44.500	82.280	14.700 8.900	13.300 8.2	45.100
6 Ryan Finnlay Eschke TB Ruit	17.400 9.500	14.100	41.000	13.600 9.100	13.425 9.8	45.925	86.925	11.600 7.800	12.285 9.2	40.885
7 Mark Kuhn TB Ruit	14.900 9.200	13.175	37.275	13.200 9.200	12.835 7.9	43.135	80.410	2.600 2.000	2.695 2.3	9.595
8 Lucas Skelhorn City of Liverpool Gymnastics Club	14.300 8.500	12.540	35.340	13.300 9.100	12.860 9.1	44.360	79.700	1.300 1.000	1.330 1.5	5.130
9 Francisco Reis Associação Académica de Coimbra	14.900 9.500	12.530	36.930	14.000 9.500	12.610 4.9	41.010	77.940			
10 Jesper Pattipeilohy KDO Apeldoorn	14.000 9.400	11.805	35.205	11.900 9.400	12.525 4.5	38.325	73.530			
11 Rick Villafuerte FlikFlak	12.900 9.300	10.535	32.735	12.200 9.300	11.500 5.6	38.600	71.335			
12 Sander Bierlaagh KDO Apeldoorn	11.300 9.400	9.925	30.625	11.200 9.400	10.895 4.3	35.795	66.420			
13 Floris Van Langen KDO Apeldoorn	10.900 9.600	11.170	-2.0 29.670	10.800 9.500	11.580 4.5	36.380	66.050			
14 Philipp Wolfrum Munich-Airriders e.V.	15.400 9.700	14.230	39.330	6.600 4.300	6.910 4.2	22.010	61.340			
15 Cody Burke Leeds rebound gymnastics	17.200 9.300	12.670	39.170	4.100 2.500	3.775 3.5	13.875	53.045			
16 Martim Brito Associação Académica de Coimbra	4.900 3.600	4.880	13.380	12.200 9.500	12.075 4.1	37.875	51.255			
17 Janis-luca Braun TB Ruit	16.400 9.400	13.385	39.185	2.600 1.700	2.715 2.3	9.315	48.500			
18 Enej Lango Sportno drustvo Partizan Rence	13.800 9.400	12.040	35.240	2.800 1.800	2.565 1.2	8.365	43.605			
19 Kaius Kaariainen Espoon Telinetaurit	13.000 9.300	11.420	33.720	1.200 0.900	1.225 1.3	4.625	38.345			

Girls class I 11-12 years












#	Name	Compulsory			Voluntary			Prelims	Finals		
	Club / organization	Exec. HD	ToF Diff	Penalty Total	Exec. HD	ToF Diff	Penalty Total	# Score	Exec. HD	ToF Diff	Penalty Total
1	 Nikola Volska NTB	17.800 9.800	13.890	41.490	16.400 9.400	13.640 7.5	46.940	88.430	16.500 9.400	13.535 8.2	47.635
2	 Maya Möller Turnteam Hessen	17.100 9.400	13.910	40.410	13.300 9.100	13.070 9.3	44.770	85.180	15.100 9.200	13.755 9.3	47.355
3	 Gabriella Moorhouse City of Liverpool Gymnastics Club	16.600 9.100	13.850	39.550	14.100 9.300	13.265 9.0	45.665	85.215	14.800 9.000	13.485 9.0	46.285
4	 Lois Flight KDO Apeldoorn	15.900 9.600	12.870	38.370	13.500 9.400	12.400 8.1	43.400	81.770	14.500 9.400	12.575 8.1	44.575
5	 Thalissa Wijkstra Triffis Alkmaar	16.900 9.500	12.960	39.360	14.100 9.500	12.305 9.0	44.905	84.265	14.200 8.800	12.260 8.4	43.660
6	 Sofia Antoniani S.G. Milano 2000	14.800 9.500	12.950	37.250	11.900 9.100	12.725 8.1	41.825	79.075	13.100 8.900	12.940 8.1	43.040
7	 Christina Papatheanasiou Palmos A.C.	16.300 9.700	12.310	38.310	14.400 9.600	11.995 7.1	43.095	81.405	14.900 8.900	12.130 7.1	43.030
8	 Shefaley Gokoel Pro Patria	14.800 9.600	12.110	36.510	13.400 9.700	11.540 7.1	41.740	78.250	13.800 9.600	12.160 7.1	42.660
9	 Lina Uljee Triffis Alkmaar	14.600 9.800	12.865	37.265	13.200 9.300	12.450 6.0	40.950	78.215			
10	 Luna Morgenstern Trampolinakademie TV Blecher	15.600 9.000	11.655	36.255	14.700 9.600	11.925 5.6	41.825	78.080			
11	 Mare Hekkelman KDO Apeldoorn	14.500 9.600	12.040	36.140	13.000 9.800	11.885 6.3	40.985	77.125			
12	 Zora Loskotova Sokol Kampa Praha	13.300 8.900	12.305	34.505	14.300 9.400	12.900 5.6	42.200	76.705			
13	 Jade Abelski FlikFlak	13.400 9.600	10.650	33.650	14.200 9.400	11.595 5.3	40.495	74.145			
14	 Marit Brinkman KDO Apeldoorn	12.000 9.300	11.475	32.775	11.000 9.400	12.590 5.7	38.690	71.465			
15	 Julianne Van Veen Springbokken	12.800 9.700	10.570	33.070	12.300 9.700	10.585 5.2	37.785	70.855			
16	 Nel Ooms Gym 90 Beringen	12.900 9.400	9.910	32.210	12.400 8.700	9.510 3.5	34.110	66.320			
17	 Danyck Schuurman KDO Apeldoorn	11.200 9.800	10.034	-2.0 29.030	12.300 9.400	10.120 2.3	34.120	63.150			
18	 Maaïke Pol KDO Apeldoorn	10.000 8.400	8.570	26.970	11.600 9.600	10.315 4.4	35.915	62.885			
19	 Sophie Graham Leeds rebound gymnastics	16.200 9.300	12.870	38.370	7.100 4.500	6.260 4.8	22.660	61.030			
20	 Lydia Cross City of Liverpool Gymnastics Club	17.300 9.900	13.530	40.730	2.500 2.600	3.910 1.7	10.710	51.440			
21	 Noa Post KDO Apeldoorn	14.800 9.800	11.395	35.995	1.600 1.000	1.220 0.6	4.420	40.415			












Boys class I 13-14 years

#	Name	Compulsory			Voluntary			Prelims	Finals		
	Club / organization	Exec. HD	ToF Diff	Penalty Total	Exec. HD	ToF Diff	Penalty Total	# Score	Exec. HD	ToF Diff	Penalty Total
1	 Kieron Harrison City of Liverpool Gymnastics Club	17.500 9.800	14.605	41.905	15.200 9.200	13.995 10.5	48.895	90.800	14.900 9.100	14.290 12.5	50.790
2	 Isak Cornelissen City of Liverpool Gymnastics Club	17.900 9.300	15.405	42.605	15.300 9.300	14.445 11.8	50.845	93.450	15.000 9.400	14.565 11.8	50.765
3	 Luis Hagen Trampolinakademie TV Blecher	15.600 8.600	14.410	38.610	15.400 9.500	15.165 10.3	50.365	88.975	15.700 9.000	15.330 10.3	50.330
4	 Matyas Novak Sokol Kampa Praha	16.000 9.100	15.545	40.645	15.300 9.500	15.185 9.0	48.985	89.630	15.200 9.300	15.430 9.0	48.930
5	 Szymon Krol Polish Gymnastic Association	17.400 9.700	15.180	42.280	14.800 8.900	14.005 10.6	48.305	90.585	15.000 9.000	14.305 10.4	48.705
6	 Marcel Sowula Polish Gymnastic Association	18.300 9.700	14.715	42.715	15.600 9.100	14.725 8.8	48.225	90.940	16.200 9.300	14.315 8.8	48.615
7	 Nikita Tumakov Kazakhstan	18.000 9.400	14.585	41.985	12.900 9.200	13.535 12.6	48.235	90.220	10.600 6.700	9.955 8.7	35.955
8	 Mervan Coskun Fédération Française de Gymnastique	17.900 9.400	14.175	41.475	15.500 9.600	14.150 9.6	48.850	90.325	2.900 1.800	2.950 2.5	10.150
9	 Robin Carette CEA France	14.800 9.000	15.895	39.695	15.500 9.300	13.555 10.0	48.355	88.050			
10	 Oktawian Zydek Polish Gymnastic Association	16.900 9.700	14.000	40.600	14.500 9.400	13.515 8.5	45.915	86.515			
11	 Valentin Risch Turnteam Hessen	14.600 9.500	14.555	38.655	13.800 9.200	13.835 11.0	47.835	86.490			
12	 Marcel Prociak Polish Gymnastic Association	16.200 9.200	15.295	40.695	13.900 8.400	13.260 9.2	44.760	85.455			
13	 Georgios Poullos Palmas A.C.	17.000 9.000	14.525	40.525	13.000 8.900	13.650 9.0	44.550	85.075			
14	 Cas Westbroek FlikFlak	17.200 9.400	14.100	40.700	13.000 9.200	12.720 9.3	44.220	84.920			
15	 Viktor Desimpele Lenig en Vlug	16.200 9.500	14.125	39.825	13.600 9.000	13.755 8.3	44.655	84.480			
16	 Guus Van Den Besselaar FlikFlak	16.400 9.000	13.070	38.470	14.700 9.400	12.855 8.5	45.455	83.925			
17	 Kewan Le Boulout Fédération Française de Gymnastique	15.800 9.000	13.365	38.165	13.900 9.100	12.955 9.7	45.655	83.820			
18	 Jouke Windig Triffis Alkmaar	16.100 9.100	13.420	38.620	14.300 9.100	12.820 8.5	-0.2 44.520	83.140			
19	 Michael Gladjuk TB Ruit	15.400 9.200	13.665	-2.0 36.265	14.800 9.500	13.770 8.0	46.070	82.335			
20	 Max Krivanec Sokol Kampa Praha	15.500 9.100	13.625	38.225	13.400 8.800	12.985 7.7	42.885	81.110			
21	 Henri Lukander Espoon Telinetauriti	14.600 9.400	13.490	37.490	12.000 9.000	13.535 8.8	43.335	80.825			
22	 Tristan Boersma TSH	16.000 9.700	12.915	38.615	13.100 8.900	12.395 7.8	42.195	80.810			
23	 Max Van Leeuwen FlikFlak	14.100 9.500	12.830	36.430	12.300 9.600	13.150 8.3	43.350	79.780			
24	 Jay Roelfsema SV Omnia Aalsmeer	14.500 9.700	13.500	37.700	9.900 9.100	13.640 9.1	41.740	79.440			
25	 Toby Williams City of Liverpool Gymnastics Club	16.900 9.100	14.635	40.635	12.400 7.500	11.120 7.4	38.420	79.055			
26	 Xabi Deeben FlikFlak	12.200 8.300	11.440	31.940	12.400 9.400	12.060 7.6	41.460	73.400			
27	 Joep Huurneman Springbokken	14.100 9.600	13.625	37.325	10.500 7.200	10.885 6.9	35.485	72.810			
28	 Matous Mraz Sokol Kampa Praha	14.200 9.300	13.585	37.085	9.400 7.600	10.645 7.0	34.645	71.730			

29	 Joey Visser SV Omnia Aalsmeer	11.900 9.800	11.995 33.695	10.800 9.400	11.550 5.7	37.450	71.145	
30	 Dayaen Hibon Fédération Française de Gymnastique	16.800 9.600	13.565 39.965	8.800 5.800	8.545 6.7	29.845	69.810	
31	 Gabriel Chevalier Fédération Française de Gymnastique	17.800 9.400	15.560 42.760	7.700 4.200	7.675 6.1	25.675	68.435	
32	 Eitan Aibi City of Liverpool Gymnastics Club	18.100 9.400	15.085 42.585	6.400 3.700	6.080 4.8	20.980	63.565	
33	 Onni Lehtovaara Espoon Telinetaurit	14.300 9.200	13.690 37.190	6.000 4.200	6.535 5.3	22.035	59.225	
34	 Miguel Feyh Turnteam Hessen	16.600 8.900	15.865 41.365	2.900 1.800	3.175 2.9	10.775	52.140	
35	 Nick Widdis Anti-Gravity AcroSports	13.200 9.400	14.070 36.670	3.600 2.800	4.435 3.0	13.835	50.505	
36	 Saku Jussila Espoon Telinetaurit	16.100 9.700	13.915 39.715	2.600 2.000	2.830 2.1	9.530	49.245	
37	 Thijmen Timmer KDO Apeldoorn	14.000 9.100	12.745 35.845	3.200 2.800	3.700 3.6	13.300	49.145	
38	 Leon Kasulke Trampolinakademie TV Blecher	14.400 9.400	12.835 36.635	2.800 1.700	2.615 1.1	8.215	44.850	
39	 Sem Van Tol SV Omnia Aalsmeer	1.400 1.000	1.380 3.780	9.900 9.300	12.050 8.4	39.650	43.430	

Girls class I 13-14 years

#	Name	Compulsory			Voluntary			Prelims	Finals		
	Club / organization	Exec. HD	ToF Diff	Penalty Total	Exec. HD	ToF Diff	Penalty Total	# Score	Exec. HD	ToF Diff	Penalty Total
1	 Lydia Sofia Tsakalidou Palmos A.C.	17.600 9.500	14.255	-0.2 41.155	15.900 9.200	13.500 10.0	-0.2 48.400	89.555	15.500 9.200	13.745 10.0	48.445
2	 Hannah Yates City of Liverpool Gymnastics Club	16.800 9.500	14.280	40.580	14.700 9.400	14.095 8.0	46.195	86.775	16.100 9.400	14.180 8.0	47.680
3	 Jessica Graham City of Liverpool Gymnastics Club	15.900 9.100	13.915	38.915	14.100 9.600	13.505 9.6	46.805	85.720	14.900 9.000	13.750 9.6	47.250
4	 Lucie Moret Swiss gymnastic federation	16.000 9.700	15.110	40.810	14.600 9.500	12.695 9.2	45.995	86.805	15.300 9.500	12.940 9.2	46.940
5	 Anthi Tsilogiorgi Palmos A.C.	17.300 9.500	13.670	40.470	15.900 8.800	13.115 8.4	-0.2 46.015	86.485	15.900 9.300	13.215 8.4	46.815
6	 Megan Brouwers FlikFlak	17.100 9.600	13.290	39.990	15.600 9.000	12.805 8.3	45.705	85.695	15.400 9.100	12.860 8.3	45.660
7	 Sheridan Kola NTB	16.200 9.700	14.105	40.005	15.100 9.500	14.055 7.6	46.255	86.260	13.400 8.500	12.825 5.9	40.625
8	 Hannah Ronsiek-Niederbr. NTB	16.500 9.600	14.110	40.210	15.000 9.400	13.905 7.6	45.905	86.115	4.500 2.700	4.380 3.0	14.580
9	 Senna Van Gelder FlikFlak	16.300 9.700	14.120	40.120	14.300 9.200	13.665 8.2	45.365	85.485			
10	 Eline Westhuis G.v. Sparta Ermelo	16.400 9.200	13.345	38.945	15.000 9.100	13.110 9.1	46.310	85.255			
11	 Ese Davis Lenig en Vlug	14.900 9.300	14.110	38.310	14.800 9.100	14.025 8.6	46.525	84.835			
12	 Anouchka Van Haaren Pro Patria	16.300 9.000	13.375	38.675	14.900 8.900	13.245 8.5	45.545	84.220			
13	 Tea Ala-Laurila Espoon Telineaiturit	16.300 9.900	12.265	38.465	15.400 9.600	12.445 7.6	45.045	83.510			
14	 Apolena Svabikova Sokol Kampa Praha	15.700 9.200	13.365	38.265	14.400 9.300	13.295 7.9	44.895	83.160			
15	 Joy Van Keijzerswaard TVIJ	15.400 9.800	13.755	38.955	12.600 9.600	13.300 8.2	43.700	82.655			
16	 Suman Ramharakh Pro Patria	15.700 9.500	12.700	37.900	13.800 9.600	12.665 8.5	44.565	82.465			
17	 Jorja Visser Triffis Alkmaar	16.300 9.900	12.410	38.610	14.300 9.700	12.375 7.1	43.475	82.085			
18	 Yerusha Messelink Springbokken	14.800 9.500	12.940	37.240	14.300 9.400	13.330 7.8	44.830	82.070			
19	 Maria Ana Monteiro Associação Académica de Coimbra	15.900 9.300	13.285	38.485	13.100 8.900	13.195 7.8	42.995	81.480			
20	 Johanna Schrier Forza Goes	13.900 9.500	14.025	37.425	12.500 9.400	13.895 8.2	43.995	81.420			
21	 Melia Pavlopoulos TSH	15.400 9.400	12.805	37.605	15.400 9.300	12.640 6.1	43.440	81.045			
22	 Fabienne Vogel TSH	15.800 9.500	12.290	37.590	13.600 9.000	11.965 8.1	42.665	80.255			
23	 Camilla Patisso Colonna S.G. Milano 2000	15.700 9.500	13.085	38.285	13.300 9.200	11.980 7.3	41.780	80.065			
24	 Renske Groen KDO Apeldoorn	14.400 9.400	12.635	36.435	13.700 9.400	12.695 7.8	-0.2 43.395	79.830			
25	 Emma De Neve Gymmax VZW	14.500 9.300	12.430	36.230	14.600 9.400	12.350 6.5	42.850	79.080			
26	 Marilou Van Iersel G.v. Sparta Ermelo	14.400 9.300	13.280	36.980	13.300 9.300	13.060 5.8	41.460	78.440			
27	 Asia Vucetich S.G. Milano 2000	13.500 9.000	13.090	35.590	12.700 8.600	12.820 8.1	42.220	77.810			
28	 Lieke Huisman KDO Apeldoorn	14.400 9.000	13.175	36.575	12.100 8.100	11.660 7.2	39.060	75.635			

29	 Celeste Van Winkoop KDO Apeldoorn	13.200 9.300	11.810 34.310	10.200 9.300	12.115 8.1	39.715	74.025	
30	 Bauke Stichelbout Sportac '86 Deinze	13.300 8.600	11.160 33.060	12.600 9.800	12.330 6.0	40.730	73.790	
31	 Lynn Koekkoek KDO Apeldoorn	13.200 9.500	12.645 35.345	11.100 9.500	12.385 4.8	37.785	73.130	
32	 Jamie-lee Vasse Agilitas	11.000 8.700	10.965 30.665	11.400 9.000	11.445 4.8	36.645	67.310	
33	 Taja Repovs ŠD Sokol Bežigrad	12.700 8.800	11.305 -2.0 30.805	11.000 7.500	9.540 4.3	32.340	63.145	
34	 Sofija Ostrovska BJC Daugmale	5.900 3.600	5.665 15.165	14.400 9.600	14.145 8.1	46.245	61.410	
35	 Matylda Nowaczyk Polish Gymnastic Association	14.300 9.300	14.295 37.895	6.200 3.700	5.890 4.6	20.390	58.285	
36	 Matilde Almeida Associação Académica de Coimbra	14.300 8.900	13.070 36.270	5.500 3.900	5.205 3.0	17.605	53.875	
37	 Bettina Woell Munich-Airriders e.V.	16.200 9.200	14.115 39.515	4.500 2.000	2.860 3.0	12.360	51.875	
38	 Kobie Indeherberg Gym 90 Beringen	2.700 1.800	2.680 7.180	10.900 8.600	12.560 6.9	38.960	46.140	
39	 Valerie Bosschart G.v. Sparta Ermelo	16.700 9.100	13.640 39.440	1.300 0.900	1.390 1.5	5.090	44.530	

Boys class I 15-16 years

#	Name	Compulsory			Voluntary			Prelims	Finals		
	Club / organization	Exec. HD	ToF Diff	Penalty Total	Exec. HD	ToF Diff	Penalty Total	# Score	Exec. HD	ToF Diff	Penalty Total
1	 Samuele Patisso Colonna S.G. Milano 2000	17.300 9.400	16.375	43.075	14.500 9.300	15.680 14.2	53.680	96.755	14.400 9.300	15.480 14.2	53.380
2	 Yerlan Tasmagambetov Kazakhstan	17.900 9.600	15.850	43.350	14.300 9.000	14.145 13.1	50.545	93.895	14.600 9.400	14.525 13.7	52.225
3	 Ben Miller City of Liverpool Gymnastics Club	16.300 8.900	16.765	41.965	13.600 9.700	16.435 11.6	51.335	93.300	5.800 3.600	6.580 4.6	20.580
4	 Martin Bland City of Liverpool Gymnastics Club	18.400 9.400	16.395	44.195	15.300 9.200	15.440 14.2	54.140	98.335	4.600 2.700	4.960 4.7	16.960
5	 Caio Lauxtermann SC Cottbus Turnen e.V.	18.300 9.200	16.820	44.320	14.900 9.600	15.705 14.8	55.005	99.325	4.300 2.700	5.070 4.7	16.770
6	 Baptiste Leroux Fédération Française de Gymnastique	16.200 9.300	15.025	40.525	15.500 9.300	15.550 11.4	51.750	92.275	1.500 0.900	1.635 1.7	5.735
7	 Sergey Galitskiy Kazakhstan	17.400 9.500	15.975	42.875	14.800 8.600	15.370 11.8	50.570	93.445	1.600 0.900	1.725 1.5	5.725
8	 Joao Duarte Sporting Clube Portugal	17.400 9.500	15.545	42.445	14.300 9.500	15.040 10.5	49.340	91.785	1.400 1.000	1.640 1.5	5.540
9	 Darwin Billiet Lenig en Vlug	15.500 9.300	15.510	40.310	13.100 9.400	15.010 13.6	51.110	91.420			
10	 Simon Hofmann TB Ruit	17.700 9.500	15.495	42.695	13.500 9.300	14.880 10.3	47.980	90.675			
11	 Paul Meinert Trampolinakademie TV Blecher	17.500 9.600	14.885	41.985	15.000 9.900	14.520 9.1	48.520	90.505			
12	 Robert Armstrong City of Liverpool Gymnastics Club	16.100 9.800	16.055	41.955	12.200 9.100	14.880 11.1	47.280	89.235			
13	 Zak Perzamanos City of Liverpool Gymnastics Club	18.000 9.500	16.940	44.440	11.000 7.200	13.205 12.5	43.905	88.345			
14	 Lars Garmann SC Cottbus Turnen e.V.	15.300 8.800	14.855	38.955	14.600 8.900	14.160 11.1	48.760	87.715			
15	 Victor Remy Fédération Française de Gymnastique	16.900 9.300	15.845	42.045	12.600 9.400	14.550 8.8	45.350	87.395			
16	 Eduard Melnichuk NTB	15.500 9.000	15.310	39.810	13.600 8.900	14.475 10.3	47.275	87.085			
17	 Wessel De Kruijff KDO Apeldoorn	15.700 9.500	14.665	39.865	12.700 9.200	14.085 9.1	45.085	84.950			
18	 Ralph Van Tilborg KDO Apeldoorn	17.300 9.400	15.065	41.765	11.600 8.100	12.740 10.4	42.840	84.605			
19	 Adam Senkýř Sokol Kampa Praha	13.800 9.300	15.170	38.270	11.600 8.900	14.920 8.5	43.920	82.190			
20	 Jonas Brodsky Sokol Kampa Praha	13.600 9.300	14.065	36.965	12.700 9.200	13.500 8.0	43.400	80.365			
21	 Joel Savelainen Espoon Telinetaurit	17.200 9.300	15.175	41.675	8.500 5.300	8.775 7.7	30.275	71.950			
22	 Cayden Ham KDO Apeldoorn	14.300 9.300	13.425	37.025	10.000 7.800	11.030 4.6	33.430	70.455			
23	 Janez Adamic Slovenian Gymnastics Federation	9.500 6.600	10.950	27.050	11.100 9.000	13.445 8.5	42.045	69.095			
24	 Nard Tieleman Forza Goes	17.000 9.300	16.380	42.680	4.800 3.600	6.045 5.4	19.845	62.525			
25	 Noa Wyss Swiss gymnastic federation	16.900 9.100	16.210	42.210	3.800 2.600	4.715 4.2	15.315	57.525			
26	 Wiktor Starczynski Polish Gymnastic Association	17.800 9.700	15.560	43.060	4.400 2.500	4.565 2.9	14.365	57.425			
27	 Carson Clouse Anti-Gravity AcroSports	12.900 8.900	13.295	35.095	4.200 3.400	5.055 3.4	16.055	51.150			
28	 Luka Bodlaj Slovenian Gymnastics Federation	3.900 2.800	3.875	10.575	11.400 8.900	11.915 5.2	37.415	47.990			




Girls class I 15-16 years

#	Name	Compulsory			Voluntary			Prelims	Finals		
	Club / organization	Exec. HD	ToF Diff	Penalty Total	Exec. HD	ToF Diff	Penalty Total	# Score	Exec. HD	ToF Diff	Penalty Total
1	Grace Bagguley City of Liverpool Gymnastics Club	17.500 9.900	14.285	41.685	16.000 9.100	13.670 9.9	48.670	90.355	15.800 9.800	13.660 9.9	49.160
2	Viktoriya Butolina Kazakhstan	18.200 9.800	15.160	43.160	16.000 9.500	14.205 13.1	52.805	95.965	14.300 8.900	13.555 12.1	48.855
3	Vanessa Imle MTV Stuttgart	17.600 9.500	14.930	42.030	16.900 9.400	14.620 8.6	49.520	91.550	15.900 9.400	14.730 8.6	48.630
4	Clea Brousse Fédération Française de Gymnastique	17.300 9.700	14.680	41.680	16.000 9.100	14.130 9.7	48.930	90.610	15.000 9.100	13.900 10.4	48.400
5	Nina Pape NTB	17.400 9.500	15.360	42.260	15.700 9.600	14.540 9.1	48.940	91.200	15.000 9.500	13.835 9.1	47.435
6	Jana Zimmerhackel MTV Stuttgart	17.600 9.600	14.350	41.550	16.400 9.200	13.935 8.6	48.135	89.685	15.600 9.100	14.020 8.6	47.320
7	Lavinia Bitterli Swiss gymnastic federation	18.000 9.700	14.700	42.400	16.100 9.400	13.475 10.0	48.975	91.375	16.200 9.200	13.970 6.8	46.170
8	Chiara Cecchi SG Etruria 1897 ASD	18.400 9.400	14.540	42.340	16.800 9.200	14.030 9.6	49.630	91.970	8.300 4.400	6.965 5.1	24.765
9	Barbora Rysava Sokol Kampa Praha	17.500 9.500	14.815	-0.2 41.615	16.000 9.500	14.385 8.2	-0.2 47.885	89.500			
10	Luisa Braaf Trampolinakademie TV Blecher	17.000 9.600	14.690	41.290	15.600 8.900	14.010 9.7	48.210	89.500			
11	Saskia Lauhöfer Turnteam Hessen	16.800 9.000	15.000	40.800	15.500 9.600	14.310 9.1	48.510	89.310			
12	Augustus Davis Lenig en Vlug	17.300 9.400	14.345	41.045	15.800 9.000	14.115 9.3	48.215	89.260			
13	Zélie Riou Fédération Française de Gymnastique	17.100 9.100	14.250	40.450	15.900 9.300	13.990 9.5	48.690	89.140			
14	Femke Van Heuverswyn Lenig en Vlug	16.900 9.600	13.870	40.370	15.300 9.100	13.150 9.8	47.350	87.720			
15	Julia Van Ham FlikFlak	15.900 9.200	14.740	39.840	14.200 8.700	14.145 10.5	47.545	87.385			
16	Terese Boeve G.v. Sparta Ermelo	17.000 9.200	13.598	39.795	15.200 9.300	13.120 9.9	47.520	87.315			
17	Tia Inskip-Clarkson City of Liverpool Gymnastics Club	16.500 9.500	13.755	39.755	15.000 9.500	13.255 9.6	47.355	87.110			
18	Anna Tylleroва Sokol Kampa Praha	16.200 8.900	14.220	39.320	15.600 9.600	13.765 8.8	47.765	87.085			
19	Fiona Schneider Trampolinakademie TV Blecher	16.100 9.700	13.855	39.655	15.400 9.500	13.720 8.7	47.320	86.975			
20	Sophie Stroes FlikFlak	16.200 9.400	13.605	39.205	14.700 9.500	13.540 9.7	47.440	86.645			
21	Caitlin Van Den Heuvel FlikFlak	17.100 9.400	14.310	40.810	15.200 9.100	13.520 8.0	45.820	86.630			
22	Isalyne Poilvet Fédération Française de Gymnastique	16.500 9.400	13.385	39.285	14.600 9.600	12.885 9.7	46.785	86.070			
23	Kiera Shaw City of Liverpool Gymnastics Club	15.600 9.300	13.775	38.675	14.200 9.300	12.835 10.5	46.835	85.510			
24	Alyssa Clements Anti-Gravity AcroSports	15.300 9.200	13.770	38.270	15.200 9.500	13.050 8.5	46.250	84.520			
25	Melissa Klein Pro Patria	16.900 9.500	13.435	39.835	14.200 9.100	13.160 8.2	44.660	84.495			
26	Anja Boeve G.v. Sparta Ermelo	16.100 9.500	13.765	39.365	13.400 9.100	13.185 9.4	45.085	84.450			
27	Rita Abrantes Associação Académica de Coimbra	15.900 9.100	13.485	38.485	14.800 9.500	13.200 8.2	45.700	84.185			
28	Lisa Wolterman SV Omnia Aalsmeer	14.600 9.800	14.395	38.795	13.700 9.700	14.155 6.3	43.855	82.650			

29	 Pleun Van Den Boogaart FlikFlak	16.300 9.600	12.765 38.665	13.800 9.000	12.890 8.1	43.790	82.455	
30	 Tess Ignatius KDO Apeldoorn	15.200 9.400	14.005 38.605	12.600 9.200	13.615 8.2	43.615	82.220	
31	 Aada Sohlberg Espoon Teline&aiturit	14.100 9.400	13.580 37.080	13.500 9.000	13.675 7.6	43.775	80.855	
32	 Laura Van Twillert Agilitas	14.800 9.500	13.010 37.310	14.000 9.000	12.955 5.7	41.655	78.965	
33	 Paige Martin Anti-Gravity AcroSports	14.200 9.200	12.715 36.115	13.500 9.600	12.620 5.9	41.620	77.735	
34	 Sabine Boegman SV Omnia Aalsmeer	13.800 8.700	12.930 35.430	12.500 9.200	12.960 7.2	41.860	77.290	
35	 Louise Lecluyse Sportac '86 Deinze	13.800 9.300	11.750 34.850	13.900 9.400	12.395 6.0	41.695	76.545	
36	 Soca Srsen Slovenian Gymnastics Federation	13.000 9.400	12.745 35.145	12.700 9.000	12.885 6.8	41.385	76.530	
37	 Anoushka Plas TVIJ	14.000 9.400	12.625 36.025	12.300 9.300	12.080 6.3	39.980	76.005	
38	 Natalie Huslarova Sokol Kampa Praha	15.300 9.400	13.410 38.110	11.900 8.000	10.870 6.9	37.670	75.780	
39	 Aniek Doorten TSV Hoogezand	13.500 9.200	11.455 34.155	14.200 9.700	11.605 5.8	41.305	75.460	
40	 Maria Cunha Associação Académica de Coimbra	14.800 8.900	12.580 36.280	12.700 7.600	11.690 5.3	37.290	73.570	
41	 Lara Ernisa Slovenian Gymnastics Federation	11.700 9.300	12.795 33.795	10.300 9.200	12.355 7.1	38.955	72.750	
42	 Tarin Kulenovic ŠD Sokol Bežigrad	12.000 9.400	12.260 33.660	11.200 9.500	12.235 5.7	38.635	72.295	
43	 Liza Bodlaj Slovenian Gymnastics Federation	10.800 9.100	13.015 32.915	10.700 8.900	12.590 5.6	37.790	70.705	
44	 Adela Pretlova Sokol Kampa Praha	4.500 2.800	4.300 11.600	12.300 9.000	13.260 7.5	42.060	53.660	
45	 Evridiki Argyri Palmos A.C.	1.800 1.000	1.485 4.285	16.500 9.300	13.210 9.0	48.010	52.295	
46	 Nadine Schwartz TB Ruit	16.200 9.200	13.435 38.835	3.000 1.800	2.650 2.5	9.950	48.785	
47	 Anja Zbinden Swiss gymnastic federation	17.700 9.400	14.395 41.495	1.600 1.000	1.415 1.5	-0.4 5.115	46.610	
48	 Aleksandra Veselova BJC Daugmale	16.300 9.200	14.275 39.775	1.600 0.900	1.480 1.3	5.280	45.055	
49	 Petra Arcon Slovenian Gymnastics Federation	3.800 2.800	4.180 10.780	5.100 3.900	5.540 2.9	17.440	28.220	


































Men class II all ages









#	Name	Compulsory			Voluntary			Prelims	Finals		
	Club / organization	Exec. HD	ToF Diff	Penalty Total	Exec. HD	ToF Diff	Penalty Total	# Score	Exec. HD	ToF Diff	Penalty Total
1	 Rikkert Veldhuizen Agilitas	17.100 9.400	16.270	42.770	16.400 9.500	16.250 8.2	50.150	92.920	16.200 9.300	16.390 8.0	49.890
2	 Nicolas Deschères Sportac '86 Deinze	15.900 9.400	14.875	40.175	15.200 9.600	14.485 8.0	47.285	87.460	16.100 9.800	14.985 8.0	48.885
3	 Oscar Carey City of Liverpool Gymnastics Club	17.600 9.900	15.105	42.605	15.300 9.200	14.220 9.3	46.720	89.325	16.100 9.600	14.240 8.0	47.940
4	 Luis Simoes Associação Académica de Coimbra	16.400 9.300	15.710	41.410	16.100 9.600	15.755 6.4	47.855	89.265	14.300 9.100	15.420 7.5	46.320
5	 Bram Decraene Sportac '86 Deinze	14.500 9.100	14.560	38.160	14.200 9.200	14.795 8.0	46.195	84.355	13.400 9.300	14.380 8.0	45.080
6	 Richard Van Overbeeke Pro Patria	16.400 9.400	13.240	39.040	15.400 9.200	13.155 7.8	45.555	84.595	14.700 9.100	13.170 7.8	44.770
7	 Jens Praet Gymmax VZW	15.700 9.500	14.970	40.170	15.600 9.400	15.175 8.7	48.175	88.345	3.000 2.000	3.025 2.5	10.525
8	 Pepijn Dohmen FlikFlak	16.400 9.200	15.100	40.700	15.100 9.500	15.260 8.6	47.860	88.560	1.400 0.800	1.565 1.3	5.065
9	 Boris Claus SV Omnia Aalsmeer	14.300 9.200	15.020	38.520	14.000 9.300	14.465 8.1	45.765	84.285			
10	 Pieter Schrier Forza Goes	15.300 9.400	14.190	38.890	13.600 9.400	13.610 9.2	44.610	83.500			
11	 Oscar Wildeboer FlikFlak	15.400 9.400	14.705	39.505	12.700 8.500	14.250 8.4	43.450	82.955			
12	 Rik Winters Cleton Sports	14.000 9.200	13.975	37.175	14.400 9.200	14.280 7.7	45.580	82.755			
13	 Joao Caeiro Heathrow Gymnastics	14.300 9.500	13.520	37.320	13.800 9.300	13.560 9.0	44.660	81.980			
14	 Artemijs Semjonovs BJC Daugmale	14.800 9.400	12.505	36.705	14.300 9.200	12.590 8.4	44.090	80.795			
15	 Milan Takkenberg GV Lelystad	13.400 9.000	13.765	36.165	14.200 9.300	14.465 5.7	43.665	79.830			
16	 Daniël Blik TSV Hoogezaand	13.700 9.500	13.810	37.010	11.800 9.200	13.590 8.9	42.590	79.600			
17	 Mate Dominik Heathrow Gymnastics	15.800 9.800	13.385	38.985	12.700 8.600	11.290 7.6	40.190	79.175			
18	 Nick Vonk Triffis Alkmaar	12.300 8.100	13.440	31.240	14.900 9.400	15.485 8.0	47.785	79.025			
19	 Casper Dokter SV Omnia Aalsmeer	12.800 8.500	12.690	33.990	12.800 9.400	13.805 7.6	43.605	77.595			
20	 Kirils Cehnijs BJC Daugmale	13.900 9.700	11.875	35.475	13.700 9.100	11.375 7.8	41.975	77.450			
21	 Spencer Van Oorschot FlikFlak	13.900 9.900	11.265	35.065	14.100 9.400	11.440 6.7	41.640	76.705			
22	 Mihails Truhins BJC Daugmale	12.900 9.000	11.565	33.465	13.400 9.100	12.035 7.8	42.335	75.800			
23	 Patrik Nemec Sportno drustvo Partizan Rence	13.100 9.600	12.225	34.925	12.700 9.000	12.005 6.7	40.405	75.330			
24	 Eriks Lapins BJC Daugmale	13.100 9.300	11.005	33.405	13.300 9.200	10.920 6.3	39.720	73.125			
25	 Jure Rupar Sportno drustvo Partizan Rence	11.800 8.300	12.260	32.360	10.400 8.100	11.215 5.9	35.615	67.975			
26	 Daniel Kaagman Triffis Alkmaar	7.600 4.500	7.600	19.700	15.300 9.100	14.905 7.8	47.105	66.805			
27	 Bjorn Van Beek Cleton Sports	16.900 10.000	14.610	41.510	8.200 4.900	7.460 4.0	24.560	66.070			
28	 Pedro Carvalho Associação Académica de Coimbra	15.200 9.800	15.040	40.040	5.600 3.600	5.760 4.2	19.160	59.200			

29  Koen Winkelhorst RGV Ruurlo	4.100 2.600	4.210 10.910	14.700 9.700	14.095 7.3	45.795	56.705	
30  Kiyano De Witte Turnclub Iduna Gent vzw	14.100 9.300	10.460 33.860	1.200 1.000	11.650 1.1	14.950	48.810	
31  Harry Adam Heathrow Gymnastics	14.100 9.400	14.180 37.680	3.000 1.700	2.900 2.3	9.900	47.580	

Women class II all ages

#	Name	Compulsory			Voluntary			Prelims	Finals		
	Club / organization	Exec. HD	ToF Diff	Penalty Total	Exec. HD	ToF Diff	Penalty Total	# Score	Exec. HD	ToF Diff	Penalty Total
1	 Daniëlle Bogaards TSH	16.600 9.400	15.085	41.085	15.900 9.600	14.905 8.1	48.405	89.490	15.200 9.400	14.975 8.0	47.575
2	 Tamar Foppen G.v. Sparta Ermelo	16.800 9.600	14.470	40.870	15.000 9.500	13.955 7.8	46.255	87.125	14.700 9.600	14.010 7.8	46.110
3	 Eliza Saxton City of Liverpool Gymnastics Club	16.800 9.500	14.070	40.370	16.300 9.500	13.485 8.2	47.285	87.655	15.300 9.200	13.950 7.4	45.850
4	 Sophie Van Beek Pro Patria	15.700 9.400	14.570	39.670	14.300 9.200	14.375 8.0	45.875	85.545	14.500 9.000	14.260 8.0	45.760
5	 Lottanna Eltringham-Onoura City of Liverpool Gymnastics Club	16.700 9.800	12.820	39.320	15.900 9.800	12.910 8.1	46.610	85.930	15.200 9.200	12.780 8.0	45.180
6	 Nienke Bosma FlikFlak	15.900 9.100	13.605	38.605	15.200 9.200	13.580 8.1	45.980	84.585	14.200 8.800	13.790 8.0	44.790
7	 Fleur Vander Venet Sportac '86 Deinze	15.200 9.600	14.005	38.805	14.800 9.300	13.910 7.8	45.810	84.615	13.400 9.100	13.780 7.8	44.080
8	 Charlotte Mitchell Heathrow Gymnastics	16.400 9.600	14.160	40.160	14.800 9.400	14.220 7.6	46.020	86.180	3.100 1.800	2.800 2.3	10.000
9	 Lara Wolkenfelt Springbokken	16.200 8.900	13.960	39.060	16.000 9.600	14.275 5.6	45.475	84.535			
10	 Tara Buitenhuis RGV Ruurlo	15.800 9.700	14.930	40.430	13.500 9.600	13.070 7.8	43.970	84.400			
11	 Madelief Markx G.v. Turnoss	15.900 8.900	13.255	38.055	15.000 9.800	13.345 8.0	46.145	84.200			
12	 Nicola Richmond Heathrow Gymnastics	15.400 9.700	14.765	39.865	12.900 9.200	14.005 10.6	44.105	83.970			
13	 Amanthis Angenent Triffis Alkmaar	15.700 9.300	13.035	38.035	15.300 9.300	13.200 7.8	45.600	83.635			
14	 Shaya Van Houdt Pro Patria	15.200 9.300	13.635	38.135	14.400 9.300	13.685 8.0	45.385	83.520			
15	 Lisa Van Der Pas FlikFlak	15.700 9.800	14.025	39.525	14.400 8.800	13.605 7.1	43.905	83.430			
16	 Jessica Bogaards TSH	15.700 9.300	13.365	38.365	14.600 9.500	13.255 7.6	44.955	83.320			
17	 Zoe Hekelaar TVIJ	15.700 9.500	14.300	39.500	15.200 9.100	13.955 5.5	43.755	83.255			
18	 Florentina Kuijpers G.v. Turnoss	15.100 9.700	14.045	38.845	15.100 9.200	14.030 6.0	44.330	83.175			
19	 Anna Fakkell Pro Patria	15.100 9.500	13.065	37.665	15.700 9.400	13.135 7.1	45.335	83.000			
20	 Insa Klenen TV Schleddehausen	15.600 9.300	13.260	38.160	15.000 9.500	13.435 6.9	44.835	82.995			
21	 Delphine Bogaert Turnclub Iduna Gent vzw	16.000 9.200	12.890	38.090	15.100 9.300	12.595 7.8	44.795	82.885			
22	 Maria Spring in 't Veld TVIJ	14.900 9.600	13.755	38.255	15.300 9.700	13.840 5.7	44.540	82.795			
23	 Hannah Logier Sportac '86 Deinze	15.200 9.400	13.845	38.445	15.100 9.200	13.720 6.2	44.220	82.665			
24	 Gina Van Den Brink G.v. Sparta Ermelo	15.900 9.300	13.835	39.035	13.200 9.300	13.090 8.5	43.590	82.625			
25	 Rhodé Van Den Brink G.v. Sparta Ermelo	14.800 9.500	13.950	38.250	15.600 9.000	13.955 5.8	44.355	82.605			
26	 Anouk Ersten Springbokken	15.400 9.700	13.655	38.755	15.000 9.500	13.440 5.6	43.540	82.295			
27	 Felicia Van Der Schoot Pro Patria	15.500 9.200	12.690	37.390	14.700 9.600	12.870 7.1	44.270	81.660			
28	 Ruby Flatley City of Liverpool Gymnastics Club	15.600 9.400	12.290	37.290	14.700 9.400	12.450 7.8	44.350	81.640			

29	 Amy Quinlevan City of Liverpool Gymnastics Club	15.200 9.100	12.195 36.495	15.300 9.700	12.270 7.8	45.070	81.565
30	 Miona Van De Wiel FlikFlak	14.400 9.100	13.520 37.020	14.800 9.300	13.230 6.5	43.830	80.850
31	 Kelly Van Leeuwen Springbokken	15.300 9.600	13.495 38.395	13.500 9.400	12.915 6.6	42.415	80.810
32	 Quinta Baijens SV Omnia Aalsmeer	14.100 9.300	13.590 36.990	13.200 9.300	13.335 7.8	43.635	80.625
33	 Marjolein Steman Cleton Sports	13.900 9.700	13.260 36.860	14.800 9.600	13.120 6.0	43.520	80.380
34	 Abbi Lyons-Killey City of Liverpool Gymnastics Club	14.700 9.300	11.675 35.675	15.100 9.400	12.205 7.6	44.305	79.980
35	 Jolien Boersema Springbokken	12.300 9.300	14.360 35.960	12.500 9.500	14.220 7.8	44.020	79.980
36	 Anouk Dreijer TSV Hoogezand	13.900 9.700	12.620 36.220	15.400 9.700	13.090 5.4	43.590	79.810
37	 Reginta Omta SV Omnia Aalsmeer	14.500 9.900	13.095 37.495	12.300 9.400	12.895 7.6	42.195	79.690
38	 Emy Engel GV Lelystad	14.600 9.100	12.805 36.505	15.100 9.100	12.990 5.7	42.890	79.395
39	 Hedwig Van Overbeeke Pro Patria	14.900 9.200	12.225 36.325	13.900 9.100	12.215 7.1	42.315	78.640
40	 Joëlle Van Der Lek Springbokken	14.200 9.400	12.430 36.030	13.300 9.200	12.465 7.4	42.365	78.395
41	 Tilly Hodgskins City of Liverpool Gymnastics Club	15.300 9.500	10.625 35.425	15.400 9.800	10.900 6.3	42.400	77.825
42	 Angelina Gavarane BJC Daugmale	13.000 9.300	12.305 34.605	13.300 9.800	12.290 7.8	43.190	77.795
43	 Veronika Morozova BJC Daugmale	14.600 9.600	11.735 35.935	14.100 9.500	11.750 6.3	41.650	77.585
44	 Marjolein Dijkman TV Actief	13.600 8.600	12.335 34.535	15.700 9.400	13.375 4.4	42.875	77.410
45	 Christel Groothuis Triffis Alkmaar	13.500 8.200	12.425 34.125	14.200 9.100	13.840 6.0	43.140	77.265
46	 Terra Brehler Springbokken	12.800 8.500	12.345 33.645	13.000 9.200	13.380 7.2	42.780	76.425
47	 Lauren Ide Gymmax VZW	14.200 9.000	14.190 35.390	13.500 9.400	13.270 6.8	-2.0 40.970	76.360
48	 Elise Daniels Gym 90 Beringen	13.200 9.300	13.185 33.685	13.900 9.400	13.365 5.5	42.165	75.850
49	 Alysha Mulder KDO Apeldoorn	12.400 9.300	12.410 34.110	14.300 9.700	12.900 4.5	41.400	75.510
50	 Lisa Schussler Springbokken	13.500 8.500	11.805 33.805	14.000 9.400	12.960 5.2	41.560	75.365
51	 Brenda Frunt FlikFlak	14.500 9.200	13.820 37.520	11.800 7.400	10.885 6.7	36.785	74.305
52	 Manon Vonk TSV Hoogezand	14.400 9.800	12.930 37.130	13.500 8.300	11.625 4.0	-0.6 36.825	73.955
53	 Lucinda De Graaff SV Omnia Aalsmeer	12.500 9.500	11.680 33.680	12.700 9.400	11.380 6.7	40.180	73.860
54	 Mellissa Werkman TSV Hoogezand	12.100 9.200	12.855 32.155	14.500 9.700	12.830 4.4	41.430	73.585
55	 Jewel Hendriks Springbokken	13.500 8.200	10.435 32.135	14.400 9.600	11.420 5.1	40.520	72.655
56	 Meghan Keevy TSH	13.100 7.700	10.100 28.900	16.500 9.500	12.855 4.7	43.555	72.455
57	 Fleur Machielsen G.v. Turnoss	14.200 9.400	13.240 36.840	11.200 7.200	10.630 6.0	35.030	71.870
58	 Madelief Wijkstra Triffis Alkmaar	14.500 9.400	13.080 36.980	9.700 7.300	10.345 5.1	32.445	69.425
59	 Aniek Maarsseveen Agilitas	10.500 8.600	11.440 30.540	11.900 9.500	12.150 4.6	38.150	68.690
60	 Britt Klous TVIJ	1.600 1.000	14.950 17.550	15.000 9.600	13.860 7.6	46.060	63.610
61	 Ashley Kuijper Pro Patria	17.100 9.500	14.235 40.835	5.000 3.500	5.415 4.2	18.115	58.950

62	 Denice Vis Pro Patria	16.400	13.440		6.400	5.290					
		9.600		39.440	3.200	4.0	18.890		58.330		
63	 Savanna Bakker G.v. Sparta Ermelo	13.900	12.545		7.200	6.520					
		9.300		35.745	4.500	2.8	21.020		56.765		
64	 Lianne Strijbis Triffis Alkmaar	14.300	12.550	-2.0	7.500	6.575					
		9.100		33.950	4.600	3.5	22.175		56.125		
65	 Marlies Kok SV Omnia Aalsmeer	15.500	12.040		6.100	4.895					
		9.700		37.240	3.800	2.7	17.495		54.735		
66	 Linde Guldemont Gymmax VZW	8.100	5.790		11.800	9.530					
		4.800		18.690	7.700	4.6	33.630		52.320		
67	 Liene Segers Sportac '86 Deinze	13.000	13.180		3.700	4.080					
		9.200		35.380	2.600	2.9	13.280		48.660		
68	 Merle Ahlers TV Schleddehausen	14.300	13.735		3.000	2.775					
		9.400		37.435	1.700	1.6	9.075		46.510		
69	 Denise Prak WIK-FTC	0.000	–		14.300	12.605					
		0.000		0.000	9.400	7.1	43.405		43.405		